

Icon Creation and Storage

Creation:

'Microangelo Studio' was used to create the Icons in the examples. This is a premium product, available at <http://www.microangelo.us/>. The Toolset option includes the MicroAngelo Studio product, but the company has several offerings.

Open Source alternatives include: *(there may be others)*

- <http://iconizer.sourceforge.net>
- <http://geniconxp.sourceforge.net>
- <http://variicons.sourceforge.net>
- <http://iconaton.sourceforge.net>
- <http://icofiletool.sourceforge.net>
- <http://gimp-win.sourceforge.net/stable.html>
- <http://mtpaint.sourceforge.net>

Storage:

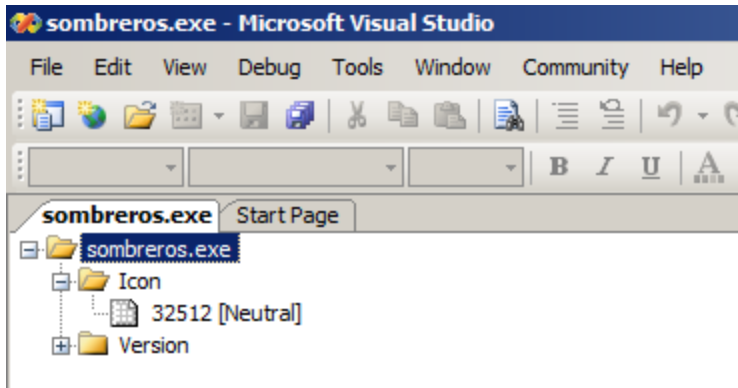
To import Icon variations *(into your .exe module that contains Icons):*

1) Launch Visual Studio

2) From the File Menu, select 'Open File'.

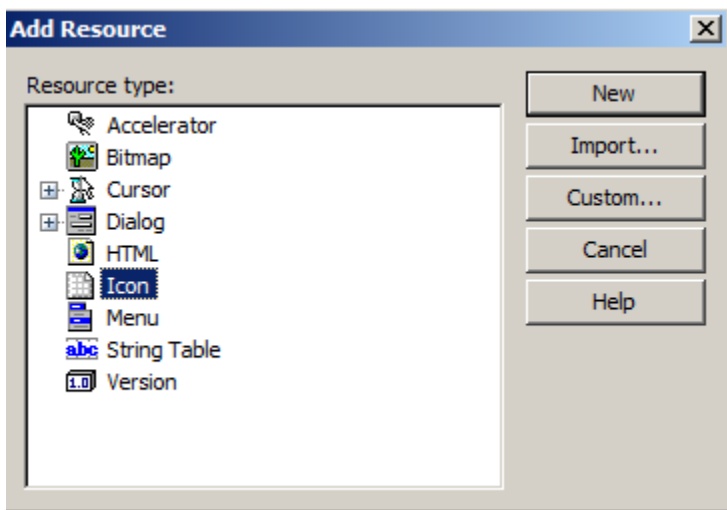
In the File Open box, select the executable you compiled, such as "sample.exe".

The example screen prints, discuss how Icons were added to 'sombros.exe'. This exe file is part of the source code download.

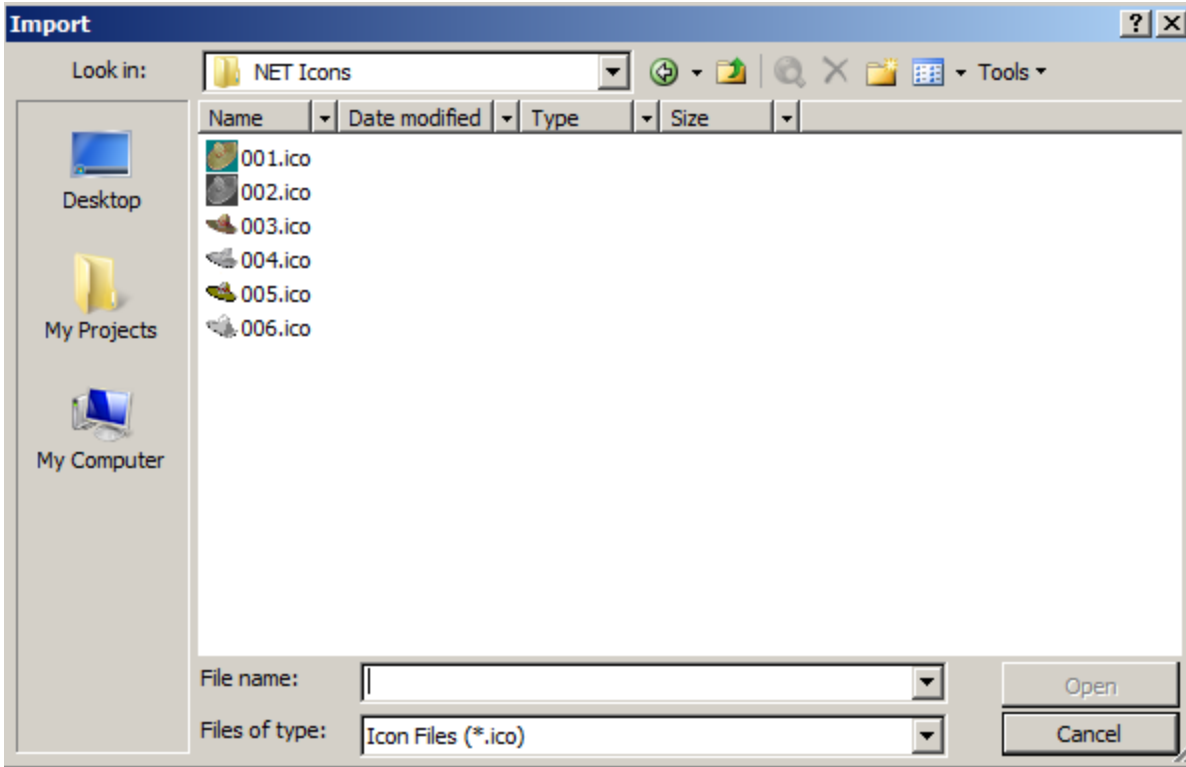


3) With sombreros.exe highlighted, select 'Add Resource' from the Edit Menu.

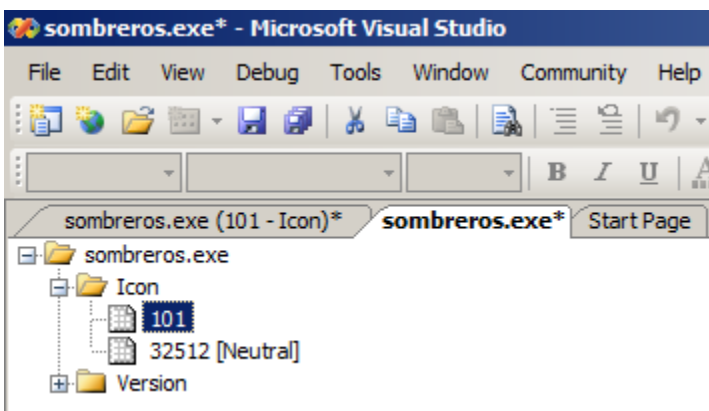
From the Resource types available, select Icon, and click on Import



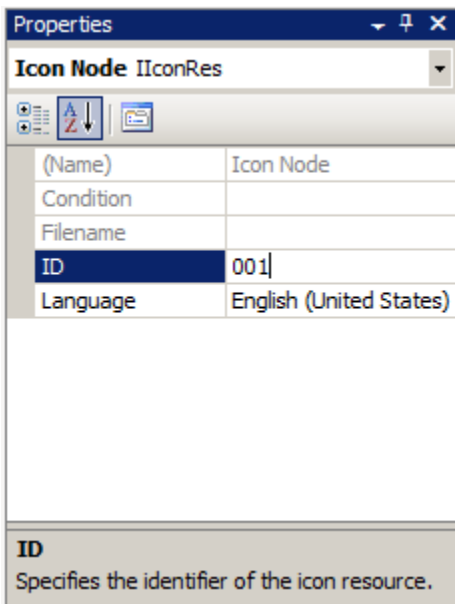
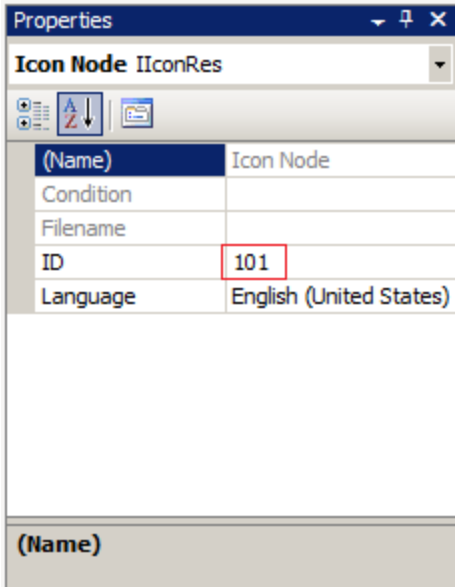
A file open box will appear. Direct the box to the folder location of your custom icons. Type *.ico for the filename, and hit enter, to show only the icon files that are available.



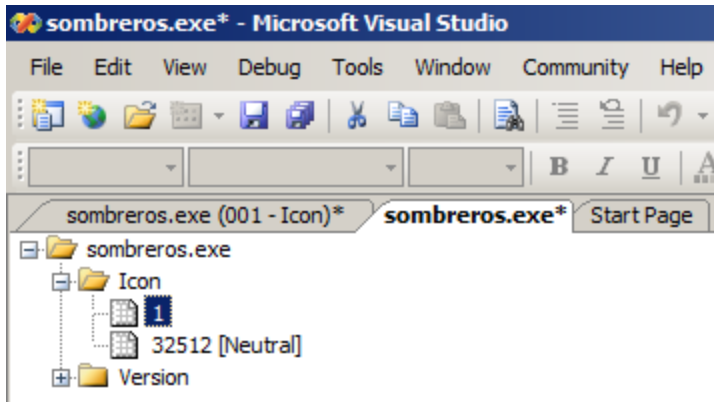
Select the first icon, in our example it is '001.ico', and click on 'Open' to import the file into the executable. After the icon has been imported, it will display in Visual Studio. Click on the 'sombros.exe' tab next:



The file icon number '101' should be associated with the icon file we just imported. With '101' highlighted, right-click to show a menu, and select 'properties'. In the properties window, the ID is currently set to '101'. We need to change this to '001'.



In the executable tree view, it will have '1' for the identifier, but the internal ID number remains '001', as listed in the properties window.



Use CTRL+S or right-click on the 'sombremos.exe' tab and use the drop-down menu to save 'sombremos.exe'.

Repeat the icon import and rename process for the 5 additional icons matching the descriptions from the Variables section (If you use a different number than "1" for logo icon 1 value, then this value would have to be substituted for ID = 001 below)

- 1 For IE7, IE8, IE9, and IE10, this value is used for HotIcon and Icon sources
For IE6, on Windows XP, this is used for Icon value for ToolbarButton (ID = 001)
- 2 For IE6, on Windows XP, this is used for HotIcon value for ToolbarButton (ID = 002)
- 3 For Windows 2000, IE 5.5 or 6, this is used for Icon (ID = 003)
- 4 For Windows 2000, IE 5.5 or 6, this is used for HotIcon (Mouse is over ToolbarButton) (ID = 004)
- 5 For Windows 98, Me, or NT, this is used for Icon value for ToolbarButton (ID = 005)
- 6 For Windows 98, Me, or NT, this is used for HotIcon (Mouse is over ToolbarButton) (ID = 006)

Once the .exe or .dll has been saved using Visual Studio, the program can be tested.

Please send questions or concerns regarding this document to documents@liquiditylighthouse.com.

NO WARRANTIES. Liquidity Lighthouse, LLC expressly disclaims any warranty for the SOFTWARE PRODUCT . THE SOFTWARE PRODUCT AND ANY RELATED DOCUMENTATION IS PROVIDED "AS IS" WITHOUT WARRANTY OF ANY KIND, EITHER EXPRESS OR IMPLIED, INCLUDING, WITHOUT LIMITATION, THE IMPLIED WARRANTIES OF MERCHANTABILITY, FITNESS FOR A PARTICULAR PURPOSE, OR NONINFRINGEMENT.

Limitation of Liability

To the maximum extent permitted by applicable law, in no event shall Liquidity Lighthouse, LLC or its suppliers be liable for any special, incidental, indirect, or consequential damages whatsoever (including, without limitation, damages for loss of business profits, business interruption, loss of business information, or any other pecuniary loss) arising out of the use of or inability to use the SOFTWARE PRODUCT or the provision of or failure to provide Support Services.

By using the Installation Software, you agree not to assert any intellectual property rights, including but not limited to, claims of trademark infringement, against Liquidity Lighthouse, LLC or its suppliers, now or in the future.

Liquidity Lighthouse, LLC
PO Box 211091
Bedford, TX 76095



FirstButton and Liquidity Lighthouse are trademarks of Liquidity Lighthouse, LLC.